

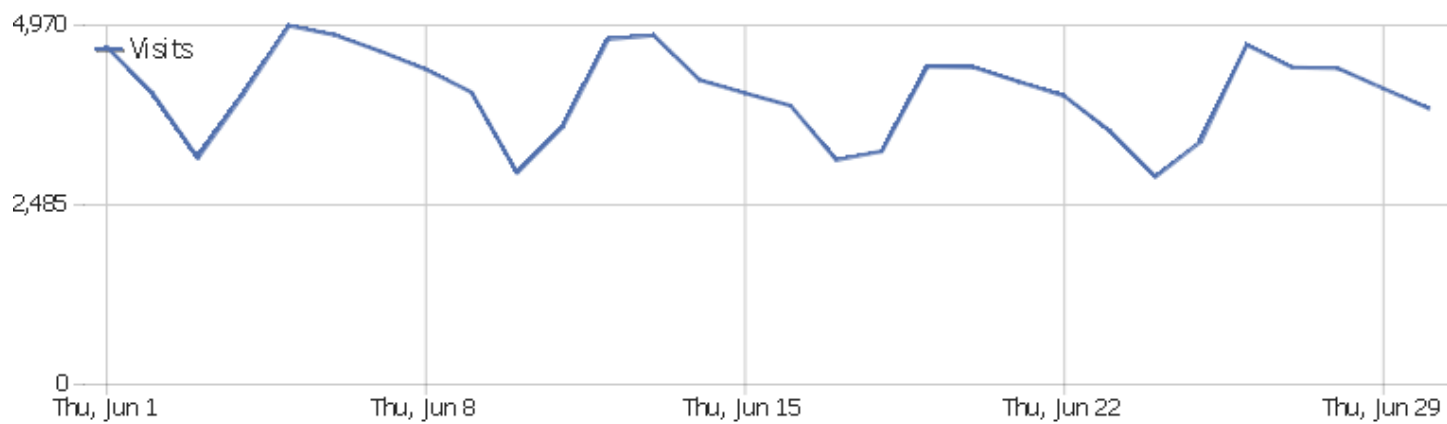


IETF website

Date range: June 2023
























Monthly overview report for www.ietf.org web analytics. NOTE: Revenue figures are artifacts of the Analytics reporting tool and are not implemented for www.ietf.org.

Visits Summary



Name	Value
Unique visitors	25,624
Users	10
Visits	121,285
Actions	207,325
Maximum actions in one visit	344
Actions per Visit	2
Avg. Visit Duration (in seconds)	00:00:25
Bounce Rate	72%

Country

Country	Visits	Actions	Actions per Visit	Avg. Time on Website	Bounce Rate	Revenue
 United States	54,380	89,362	2	00:00:23	74%	\$0
 Unknown	21,424	36,472	2	00:00:27	76%	\$0
 China	13,310	19,153	1	00:00:16	81%	\$0
 United Kingdom	7,239	12,878	2	00:00:31	68%	\$0
 Japan	2,476	4,222	2	00:00:12	67%	\$0
 Germany	2,064	3,535	2	00:00:15	69%	\$0
 Brazil	1,968	3,626	2	00:00:33	66%	\$0
 Spain	1,915	3,215	2	00:00:21	72%	\$0
 Russia	1,778	3,017	2	00:00:26	70%	\$0
 France	1,550	2,548	2	00:00:15	71%	\$0
 South Korea	1,134	2,195	2	00:00:28	62%	\$0
 Canada	905	1,766	2	00:00:46	59%	\$0
 India	828	1,447	2	00:00:32	69%	\$0
 Thailand	792	2,329	3	00:01:00	44%	\$0
 Mexico	695	1,561	2	00:00:42	54%	\$0
 Italy	656	1,325	2	00:00:20	68%	\$0
 Turkey	597	1,377	2	00:00:58	59%	\$0
 Taiwan	587	1,342	2	00:00:57	58%	\$0
 Australia	560	1,278	2	00:00:40	55%	\$0
 Poland	509	1,311	3	00:00:25	64%	\$0
 Vietnam	465	1,081	2	00:00:20	54%	\$0
 Indonesia	461	1,266	3	00:00:41	54%	\$0
 Netherlands	450	738	2	00:00:18	68%	\$0
Others	4,542	10,281	2	00:00:41	57%	\$0

Page URLs

Page URL	Pageviews	Unique Pageviews	Avg. time on page	Bounce Rate	Exit rate
/	64,542	58,190	00:00:14	78%	83%
/standards/rfcs/	12,632	10,830	00:00:10	72%	81%
/how/meetings/117/	8,795	7,726	00:00:18	55%	71%
/privacy-statement/	4,175	3,761	00:00:26	52%	61%
/about/introduction/	3,151	2,889	00:00:19	78%	77%
/standards/	2,618	2,413	00:00:12	59%	45%
/about/	2,146	1,934	00:00:11	57%	43%
/blog/banishing-bufferbloat/	2,040	1,848	00:00:16	72%	65%
/how/meetings/	1,852	1,715	00:00:12	34%	27%
/how/meetings/upcoming/	1,723	1,641	00:00:14	76%	77%
/id/ - Others	1,762	1,638	00:00:08	83%	91%
/about/administration/	1,680	1,503	00:00:25	38%	44%
/about/participate/get-started/	1,610	1,465	00:00:18	68%	65%
/how/wgs/	1,604	1,429	00:00:20	49%	56%
/rfc/ - Others	1,472	1,391	00:00:10	85%	88%
/how/meetings/118/	1,444	1,314	00:00:15	69%	67%
/topics/	1,431	1,252	00:00:18	47%	40%
/search/	1,320	1,242	00:00:15	51%	58%
/blog/how-read-rfc/	1,201	1,148	00:00:22	78%	90%
/blog/	1,275	1,114	00:00:13	76%	64%
/about/open-records/	1,234	1,112	00:00:25	47%	63%
/about/administration/policies-procedures/vulnerability	1,192	1,078	00:00:13	41%	39%
/about/groups/iesg/	1,114	1,030	00:00:27	57%	61%
Others	53,511	46,728	00:00:19	69%	67%

Entry pages

Entry Page URL	Entrances	Bounces	Bounce Rate
/	55,967	43,824	78%
/standards/rfcs/	8,627	6,225	72%
/how/meetings/117/	4,313	2,368	55%
/privacy-statement/	3,166	1,656	52%
/about/introduction/	1,241	964	78%
/standards/	1,295	763	59%
/about/	920	520	57%
/blog/banishing-bufferbloat/	715	512	72%
/how/meetings/	724	246	34%
/how/meetings/upcoming/	1,044	796	76%
/id/ - Others	1,554	1,292	83%
/about/administration/	917	344	38%
/about/participate/get-started/	636	433	68%
/how/wgs/	577	281	49%
/rfc/ - Others	1,292	1,100	85%
/how/meetings/118/	715	495	69%
/topics/	562	264	47%
/search/	1,025	520	51%
/blog/how-read-rfc/	700	548	78%
/blog/	582	443	76%
/about/open-records/	464	217	47%
/about/administration/policies-procedures/vulnerability	592	240	41%
/about/groups/iesg/	579	329	57%
Others	26,384	18,122	69%

Length of visits

Visit duration	Visits
0-10s	97,895
11-30s	11,292
31-60s	4,610
1-2 min	2,955
2-4 min	1,970
4-7 min	1,012
7-10 min	487
10-15 min	450
15-30 min	618
30+ min	115

Channel Type

Channel Type	Visits	Actions	Actions per Visit	Avg. Time on Website	Bounce Rate	Revenue
Direct Entry	83,559	130,434	2	00:00:21	77%	\$0
Search Engines	20,831	34,235	2	00:00:22	68%	\$0
Websites	15,191	39,332	3	00:00:48	54%	\$0
Social Networks	878	1,771	2	00:00:39	71%	\$0
Campaigns	826	1,553	2	00:00:30	60%	\$0