













1. Given what you know how likely are you to attend an IETF meeting in Buenos Aires?

		Response Percent	Response Count
Very Likely		48.6%	180
Likely		23.2%	86
Uncertain		14.3%	53
Unlikely		6.8%	25
Very Unlikely		7.0%	26
Why Unlikely or Very Unlikely			43
answered question			370
skipped question			0






2. Did you attend IETF 83 in Paris in March 2012?

		Response Percent	Response Count
Yes		78.6%	291
No		21.4%	79
If not, why not?			56
answered question			370
skipped question			0





3. How likely are you to attend IETF 89 in London?

		Response Percent	Response Count
Very Likely		60.4%	223
Likely		25.5%	94
Uncertain		10.6%	39
Unlikely		1.4%	5
Very Unlikely		2.2%	8
Why Unlikely or Very Unlikely			17
answered question			369
skipped question			1








4. How likely are you to attend IETF 94 in Yokohama, Japan?

		Response Percent	Response Count
Very Likely		45.0%	165
Likely		23.4%	86
Uncertain		21.0%	77
Unlikely		6.0%	22
Very Unlikely		4.6%	17
Why Unlikely or Very Unlikely			35
answered question			367
skipped question			3







5. How many IETF meetings did you attend in 2012? (Paris, Vancouver, Atlanta)

		Response Percent	Response Count
0		7.0%	26
1		14.9%	55
2		23.8%	88
3		54.3%	201
answered question			370
skipped question			0

6. What area are you from?

		Response Percent	Response Count
Africa		0.0%	0
Asia		17.6%	65
Australia / New Zealand / Oceania		0.5%	2
Europe		28.4%	105
Latin America / Caribbean		3.2%	12
Middle East		0.8%	3
North America		45.7%	169
South America		3.8%	14
answered question			370
skipped question			0

7. How many IETF meetings have you attended?

		Response Percent	Response Count
0		4.1%	15
1		2.4%	9
2-5		15.7%	58
6-10		19.7%	73
11-19		24.6%	91
20 or more		33.5%	124
answered question			370
skipped question			0

8. Are you (check all that apply)?

		Response Percent	Response Count
IESG member	<input type="checkbox"/>	3.8%	14
IAB member	<input type="checkbox"/>	2.2%	8
IRSG Member	<input type="checkbox"/>	3.5%	13
IAOC-Trust member	<input type="checkbox"/>	2.4%	9
NomCom member	<input type="checkbox"/>	3.5%	13
Working Group Chair	<input type="checkbox"/>	27.0%	100
Author/Editor of working group draft	<input type="checkbox"/>	65.4%	242
Author of active draft	<input type="checkbox"/>	73.8%	273
Full Time Student	<input type="checkbox"/>	2.7%	10
None of the Above	<input type="checkbox"/>	0.5%	2
answered question			370
skipped question			0

9. If you were not to attend an IETF meeting in Buenos Aires, would you "attend" remotely? (Buenos Aires is GMT -03 hours)

		Response Percent	Response Count
Yes	<input type="checkbox"/>	67.9%	231
No	<input type="checkbox"/>	32.1%	109
Comments?			54
answered question			340
skipped question			30